

GreenStar Timber Credits, FSC® Requirements

The Green Star Responsible Sourcing of Timber credits aims to encourage environmentally responsible forest management. Information regarding Green Star can be found on the [Green Building Council Australia \(GBCA\) website](#). There are currently two credits within the Green Star Rating Tool called Design & As Built, 'Responsible Building Materials: 1 point' and 'Life Cycle Impacts - Structural Timber – up to 3 points'.

For a project to achieve the requirements of these Responsible Building Materials credit, at least 95% (by cost) of all timber used in a building and construction works must:

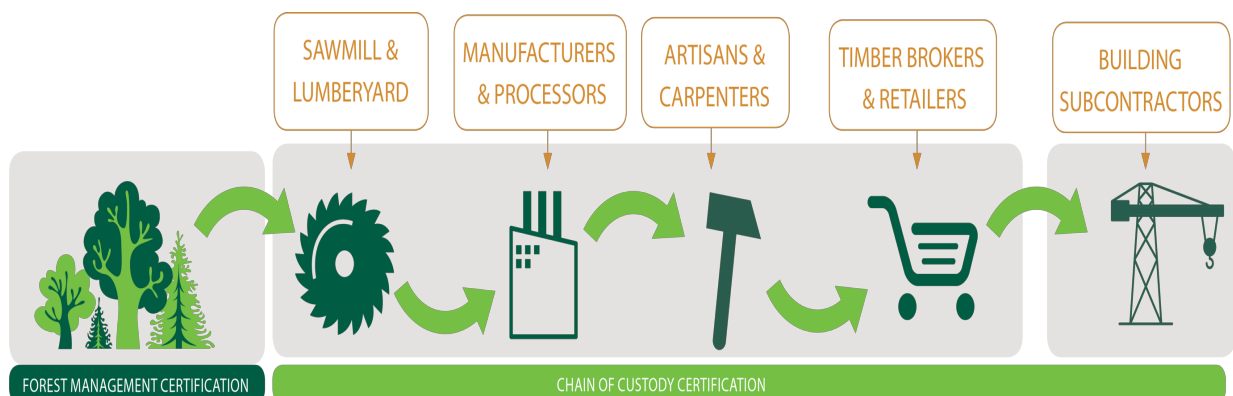
- Be certified by a forest certification scheme that meets GBCA's 'essential' criteria for forest certification; or
- Come from a reused source, or
- Come from a combination of certified and reused sources.

For a project to achieve credits for Life Cycle Impacts – Structural Timber. It is a minimum requirement for this credit that all structural timber fit the above criteria. Where the minimum requirements have been met, there are up to 3 points available based on the proportion of structural timber used in the project. This credit is applicable only in Design & As Built v1.2, but can be applied to previous versions upon request to the GBCA (Refer to [Green Star Timber Credit rating system](#))

- 1 point for 30% of the building's gross floor area (GFA)
- 2 points for 70% of the building's GFA
- 3 for 90% of the building's GFA

Green Star definitions can be found on the [GBCA website](#).

FSC chain of custody certification is the only globally trusted standard to ensure that the materials for your project come from forests that are managed sustainably and protect people and animals. Find out more about FSC certification at www.au.fsc.org.



Box 1.

Who needs FSC® Chain of Custody certification?

To achieve a Green Star 'Timber' Credit on a Green Star project, the following parties must have a FSC chain of custody certificate:

- Any company or business **supplying FSC certified wood materials**;
- Any company or individual that **processes, transforms or trades** (takes legal ownership of) FSC certified products, and
- Cabinet makers, joiners, architectural millworkers or other organisations that **manufacture products off-site and then install them on-site** (even if a subcontractor).
- Organisations (such as contractors or subcontractors) that install FSC-certified materials on the project building/site, without modifying the product's packaging or form except as required for installation, do not require FSC CoC certification.

Note: Please ensure you request the product be FSC certified and not assume it will be FSC certified. Lead times may vary when specifying FSC certified materials.

Quick guide

Processor	CoC Required?
Sawmill and Lumberyards	YES
Manufacturers and timber processors	YES
Timber brokers	YES
Artisans and carpenters	YES, if supplying to project contractor/subcontractors. NO, if they are installing on the project site, but must provide invoices associated with the certified timber that include a current CoC code*.
Retailers	YES, when supplying material to project contractors and subcontractors
Building subcontractors and subcontractors	YES, if manufacturing products off-site NO, if installing FSC-certified materials on the project site

Checking for a valid FSC® Chain of Custody certificate

The FSC chain of custody certification code can be found on the suppliers' invoice. This code will apply to specific products (SKU's) and the validity of their certification can be confirmed via <http://info.fsc.org>. A tutorial on how to use the global database can be found here: <https://au.fsc.org/en-au/buy-fsc-certified/fsc-certificate-database>

Note: The certificate will relate to itemized products only. Not all products provided by a supplier may be FSC® certified. Certified products must be identified on the suppliers' sales documents to ensure their FSC claim is valid.

The chain of custody certification can only be passed on with an invoice and or a delivery document that includes the following (ref. FSC-STD-40-004v2,1 clause 6.1.1)

- a) Name and contact details of the organization;
- b) Name and address of the customer;
- c) Date when the document was issued;
- d) Description of the product;
- e) Quantity of the products sold;
- f) The organization's **FSC chain of custody code**;
- g) Clear indication of the **FSC claim** for each product item or the total products

ENTER LICENSE CODE

License Code  (FSC-C)

OR USE THE FOLLOWING FIELDS TO SEARCH LICENSE HOLDER(S)

Organization


Name 


Country or Area 


State/County 


Show Sites/Member 

Certificate

Status 

Certificate Code 

FSC Controlled Wood 

CW Risk Assessment 

Product

Level 1 

Level 2 

Level 3 

Species 

Search

Reset Data

You can enter Country and State/Territory to filter results

Filter by product/material type

You can also filter by tree species

Example invoice

Business Name PTY LYD
ABN 00 000 000 000
111 Street Melbourne VIC 3000

Note: By using the unique FSC codes shown on the example invoice below you will be able to cross check the products on the invoice against what the company is certified to supply.

INVOICED TO

Business Name
000 Crescent, Sydney NSW 2000
NSW 2000

DELIVERED TO

Business Name
000 Crescent, Sydney



Customer Account Code	Order Number	Payment Terms	Delivery Date	Delivery No	Invoice Date			
#010101	11111	30 days	01/01/19	0000	12/12/18			
Product Description				CoC Status	QTY Ordered	QTY Delivered	Pricing Details	Total Value
3 x 3 Plywood FSC 100% 20 Cubic Mtr XXX-COC-00000				FSC 100%	20	20	\$\$\$	\$\$\$
EFT Payment Business Name Pty Ltd. BBS: 000-000 Account: 00000000				Total Goods		20		
				Total Charges		\$\$		
				Doc ex GST		\$\$		
				Doc Total GST		\$\$		
				Doc Total		-		

Unique FSC CoC code (FSC® C000000)

FSC claim for each product

More questions?

If you have further questions, please contact info@au.fsc.org

Access the FSC Chain of Custody standard here: <https://ic.fsc.org/en/document-center>