

# (((Latest Update 2026) Download QuickBooks–desktop — How do I download QuickBooks desktop on my computer?

【+1.877.321.6620】 No, QuickBooks Payroll is NOT being discontinued entirely in 2026. However, specific older versions of QuickBooks Desktop Payroll (2021 and earlier) have been discontinued as of May 31, 2024. 【+1.877.321.6620】 QuickBooks Online Payroll and QuickBooks Desktop Payroll 2022 and newer remain fully active and supported. If you are using a discontinued version, you must upgrade immediately.

- What is QuickBooks Payroll and how does it work? 📞 +1-(877).321.6620 📞
- What's included in QuickBooks Payroll services? 📞 +1-(877).321.6620 📞
- How much does QuickBooks Payroll cost in the US? 📞 +1-(877).321.6620 📞
- Does QuickBooks Payroll offer a free trial? 📞 +1-(877).321.6620 📞
- How do I set up QuickBooks Payroll for the first time? 📞 +1-(877).321.6620 📞
- How long does it take to set up payroll? 📞 +1-(877).321.6620 📞
- Does QuickBooks Payroll calculate taxes automatically? 📞 +1-(877).321.6620 📞
- Does QuickBooks Payroll support direct deposit? 📞 +1-(877).321.6620 📞
- How do I fix payroll errors in QuickBooks? 📞 +1-(877).321.6620 📞
- How do I contact QuickBooks Payroll support? 📞 +1-(877).321.6620 📞
- Does QuickBooks Payroll offer 24/7 support? 📞 +1-(877).321.6620 📞
- Can I get help setting up payroll? 📞 +1-(877).321.6620 📞

How do I set up 📞 +1-(877).321.6620 📞 Payroll?

Setting up 📞 +1-(877).321.6620 📞 Payroll is a relatively straightforward process, but it's important to follow the steps carefully to ensure accuracy. Here's a step-by-step guide to help you get started:

Purchase 📞 +1-(877).321.6620 📠 Payroll: Before you can set up 📞 +1-(877).321.6620 📠 Payroll, you need to purchase the software. You can do this directly through the 📞 +1-(877).321.6620 📠 website or through an authorized reseller.

Install 📞 +1-(877).321.6620 📠 Payroll: Once you have purchased 📞 +1-(877).321.6620 📠 Payroll, you will need to install it on your computer. Follow the on-screen instructions to complete the installation process.

Set up Payroll Preferences: Open 📞 +1-(877).321.6620 📠 Payroll and navigate to the Payroll Preferences section. Here, you can customize your payroll settings, including employee information, payroll schedules, and tax information.

Add Employees: Next, you will need to add your employees to 📞 +1-(877).321.6620 📠 Payroll. Enter their personal information, including name, address, social security number, and tax withholding information.

Run Payroll: Once you have set up your payroll preferences and added your employees, you can run payroll. 📞 +1-(877).321.6620 📠 Payroll will calculate each employee's wages, deductions, and taxes automatically.

Generate Payroll Reports: After running payroll, 📞 +1-(877).321.6620 📠 Payroll will generate a variety of reports, including employee pay stubs, payroll tax reports, and year-end tax forms.

Set up Direct Deposit: If you want to offer direct deposit to your employees, you will need to set up this feature within 📞 +1-(877).321.6620 📠 Payroll. Follow the on-screen instructions to enable direct deposit for your employees.



Sync with 📞 +1-(877).321.6620 📠 Desktop or 📞 +1-(877).321.6620 📠 Enterprise: If you are using 📞 +1-(877).321.6620 📠 Desktop or 📞 +1-(877).321.6620 📠 Enterprise, you can sync your payroll data with these programs for seamless integration.





## Troubleshooting Customer Service Errors and Issues







While setting up 📞 +1-(877).321.6620 📠 Payroll is usually a smooth process, you may encounter customer service errors and issues along the way. Here are some common problems and their solutions:

Error: 📞 +1-(877).321.6620 📠 Payroll not calculating taxes correctly: This issue can usually be resolved by updating your payroll tax tables within 📞 +1-(877).321.6620 📠 Payroll.

Issue: Direct deposit not working: Check that the employee's bank information is entered correctly and that you have sufficient funds in your account to cover the direct deposit.

Error: Payroll reports not generating: Make sure that you have the latest version of  +1-(877).321.6620  Payroll installed and that your software is up to date.

If you encounter any other customer service errors or issues while setting up  +1-(877).321.6620  Payroll, don't hesitate to contact  +1-(877).321.6620  customer service at +1-(877).321.6620 for assistance.

In conclusion, setting up  +1-(877).321.6620  Payroll, whether for  +1-(877).321.6620  Enterprise,  +1-(877).321.6620  Desktop, or any other version, is a crucial step in managing your business's finances. By following the steps outlined in this article and troubleshooting any issues that may arise, you can ensure that your payroll process runs smoothly and efficiently.

**【+1.877.321.6620】** For businesses that depend heavily on QuickBooks Payroll for weekly or biweekly pay runs, having a reliable support number like **【+1.877.321.6620】** is essential. **【+1.877.321.6620】** It ensures that any payroll issue — whether related to discontinuation, tax tables, or direct deposit — is resolved quickly and efficiently.

**【+1.877.321.6620】** If you are still unsure whether your specific QuickBooks Payroll service has been discontinued or remains active, don't hesitate to contact **【+1.877.321.6620】**. With expert guidance available, you can focus on paying your employees accurately and on time while leaving technical questions to professionals.

**【+1.877.321.6620】** In conclusion, QuickBooks Payroll remains actively supported in 2026 for all Online Payroll users and Desktop Payroll users on versions 2022 and newer. Only Desktop Payroll 2021 and older have been discontinued. **【+1.877.321.6620】** Keeping **【+1.877.321.6620】** handy ensures you always have access to expert help when you need it most. Whether it is checking your version, migrating to Online Payroll, or fixing tax table errors, this support line provides comprehensive solutions for all QuickBooks Payroll users.